

Signify Classified - Internal  
Cooper Lighting Solutions Photometric Lab  
1121 Highway 74 South  
Peachtree City, GA 30269



Scaled data based on original data using  
LM-79-08 Approved Method: Electrical and Photometric Measurements of Solid-  
State Lighting Products

Test Report Prepared for  
Cooper Lighting Solutions  
(formerly Eaton)

Brand: INVUE

Report Number: P868681

Luminaire Tested: **EMM2-HTN-SA3A-740-U-T5R**

Issue Date: 08/22/2024



**Test Information**

Test Method: LM-79-08  
Report Number: P868681  
Test Lab: INNOVATION CENTER(G3)  
Issue Date: 08/22/2024  
Manufacturer: COOPER LIGHTING SOLUTIONS (FORMERLY EATON)  
Product Line: INVUE  
Catalog Number: EMM2-HTN-SA3A-740-U-T5R  
Description: EPIC MODERN TALL HOUSING DISCRETE LED ARRAYS 130W 70CRI 4000K  
FIXTURE w/ TYPE V ROUND DISTRIBUTION OPTIC  
Light Source: (30) 4000K CCT, 70 CRI LEDS  
Ballast/Driver: ELECTRONIC DRIVER

**Summary**

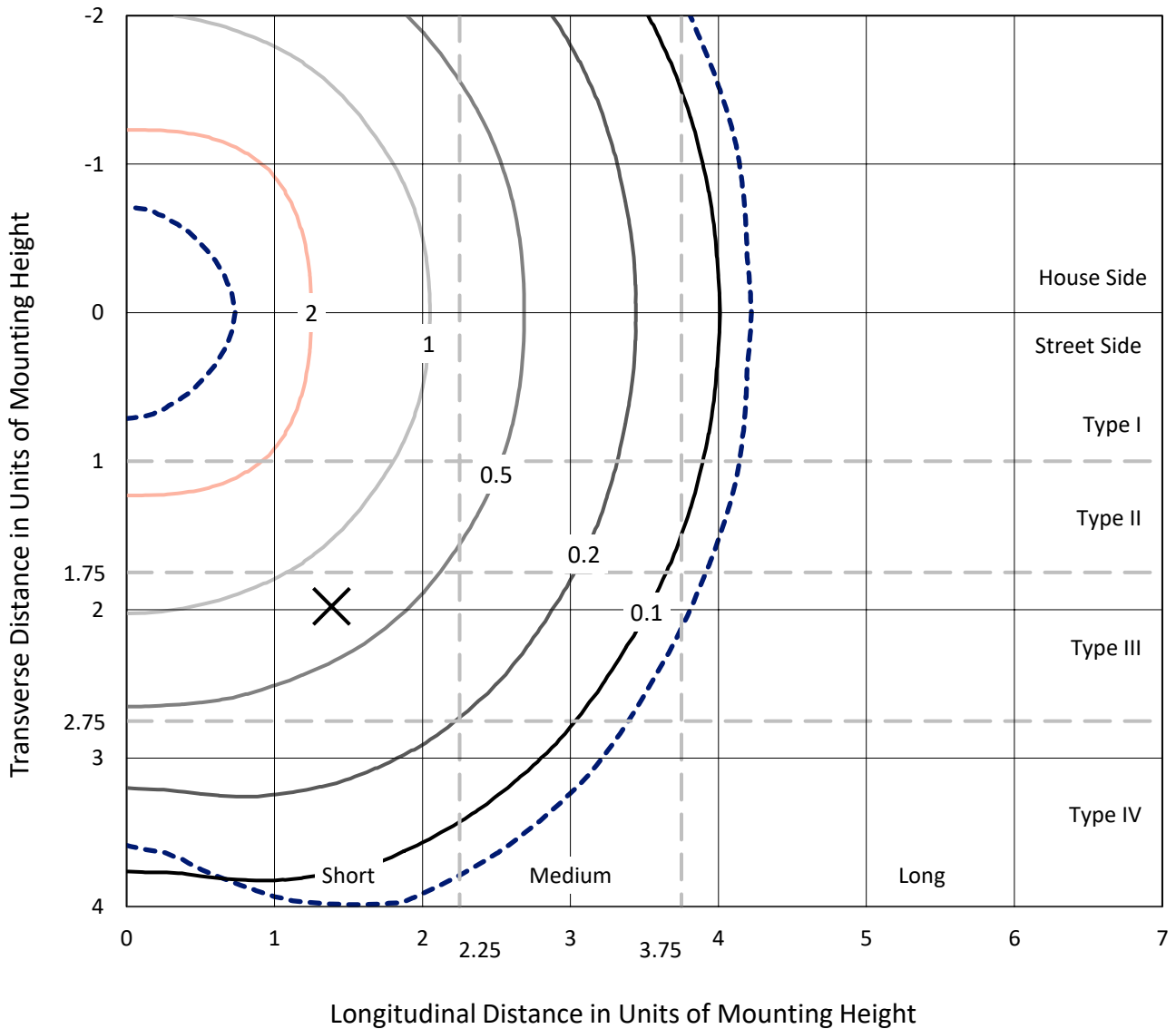
Lumens per Lamp: N/A  
Luminaire Lumens: 17290.8 lumens  
Efficiency: N/A  
Efficacy: 153.0 lumens/watt  
Luminous Opening: Rectangular (W 1' x L: 0.33' x H: 0')  
IES Classification: Type V - Short  
BUG Rating: B4 - U0 - G2

Input Watts (W): 113  
Input Voltage (V): 120  
Input Current (A<sub>in</sub>): NR  
Voltage Rise (V): NR  
Power Factor: 0.99  
Total Harmonic Distortion (THDi): 7.77%  
Frequency (hertz): 60  
Stabilization Time: NR  
Operation Time: NR  
Ambient Temperature (°C): NR  
Test Distance: 24 FT

REPORT NUMBER: P868681  
 CATALOG NUMBER: EMM2-HTN-SA3A-740-U-T5R

### Iso-Footcandle Lines of Horizontal Illumination

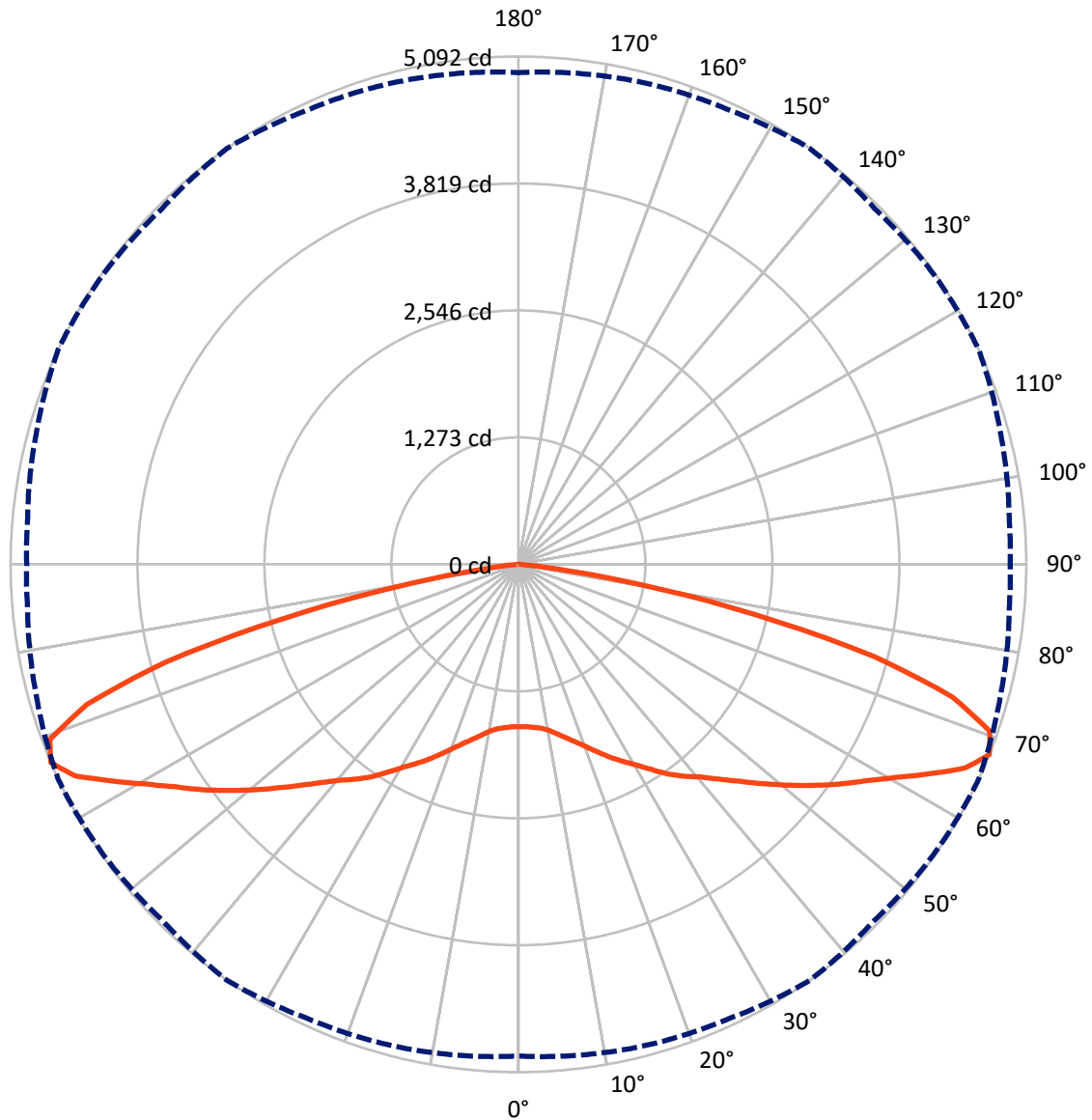
✕ Max cd  
 - - - 1/2 Max cd



Based on 20 foot mounting height. Maximum calculated value = 4.1 fc  
 Type V - Short - N/A

REPORT NUMBER: P868681  
CATALOG NUMBER: EMM2-HTN-SA3A-740-U-T5R

### Luminous Intensity Polar Plot



— Vertical Plane Through 35-Deg Lateral    - - - Horizontal Cone Through 67.5-Deg Vertical

REPORT NUMBER: P868681  
 CATALOG NUMBER: EMM2-HTN-SA3A-740-U-T5R

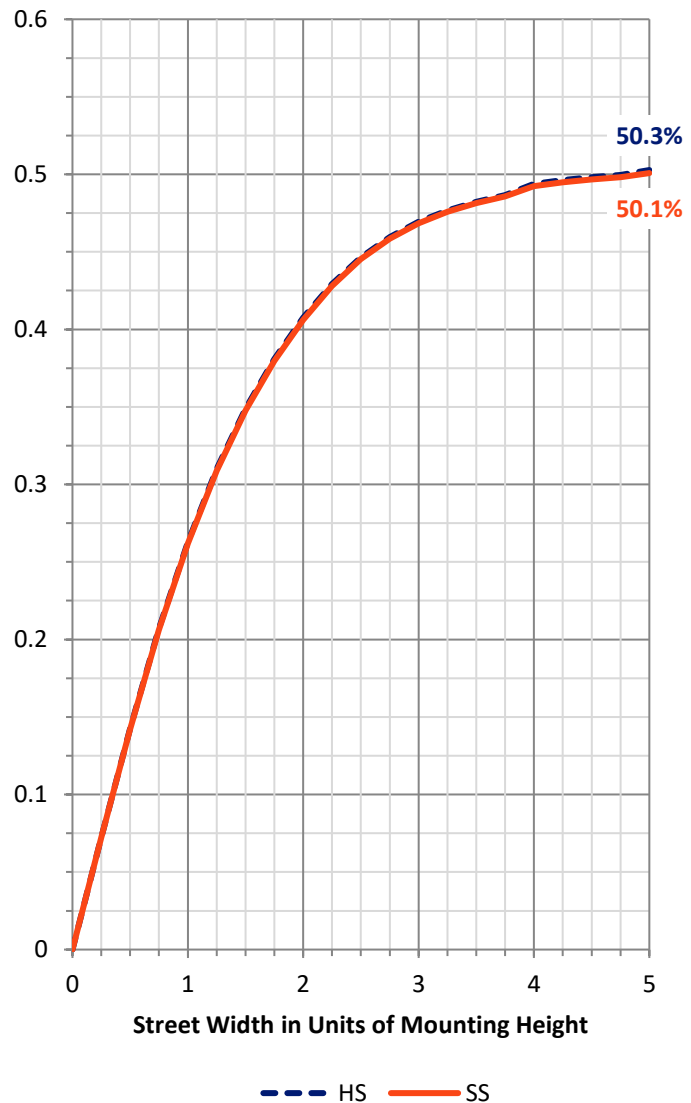
**FLUX DISTRIBUTION:**

		Downward	Upward	Total
<b>House Side</b>	Lumens	8645.4	0.0	8645.4
	% Fixture	50.0	0.0	50.0
<b>Street Side</b>	Lumens	8645.4	0.0	8645.4
	% Fixture	50.0	0.0	50.0
<b>Total</b>	Lumens	17290.8	0.0	17290.8
	% Fixture	100.0	0.0	100.0

**Coefficient of Utilization**

**ZONAL LUMENS:**

Zone	Lumens	% Fixture
0°-10°	158.4	0.9
10°-20°	519.1	3.0
20°-30°	992.1	5.7
30°-40°	1603.3	9.3
40°-50°	2346.6	13.6
50°-60°	3365.0	19.5
60°-70°	4716.4	27.3
70°-80°	3327.9	19.2
80°-90°	262.0	1.5
90°-100°	0.0	0.0
100°-110°	0.0	0.0
110°-120°	0.0	0.0
120°-130°	0.0	0.0
130°-140°	0.0	0.0
140°-150°	0.0	0.0
150°-160°	0.0	0.0
160°-170°	0.0	0.0
170°-180°	0.0	0.0
0°-90°	17290.8	100.0
0°-180°	17290.8	100.0

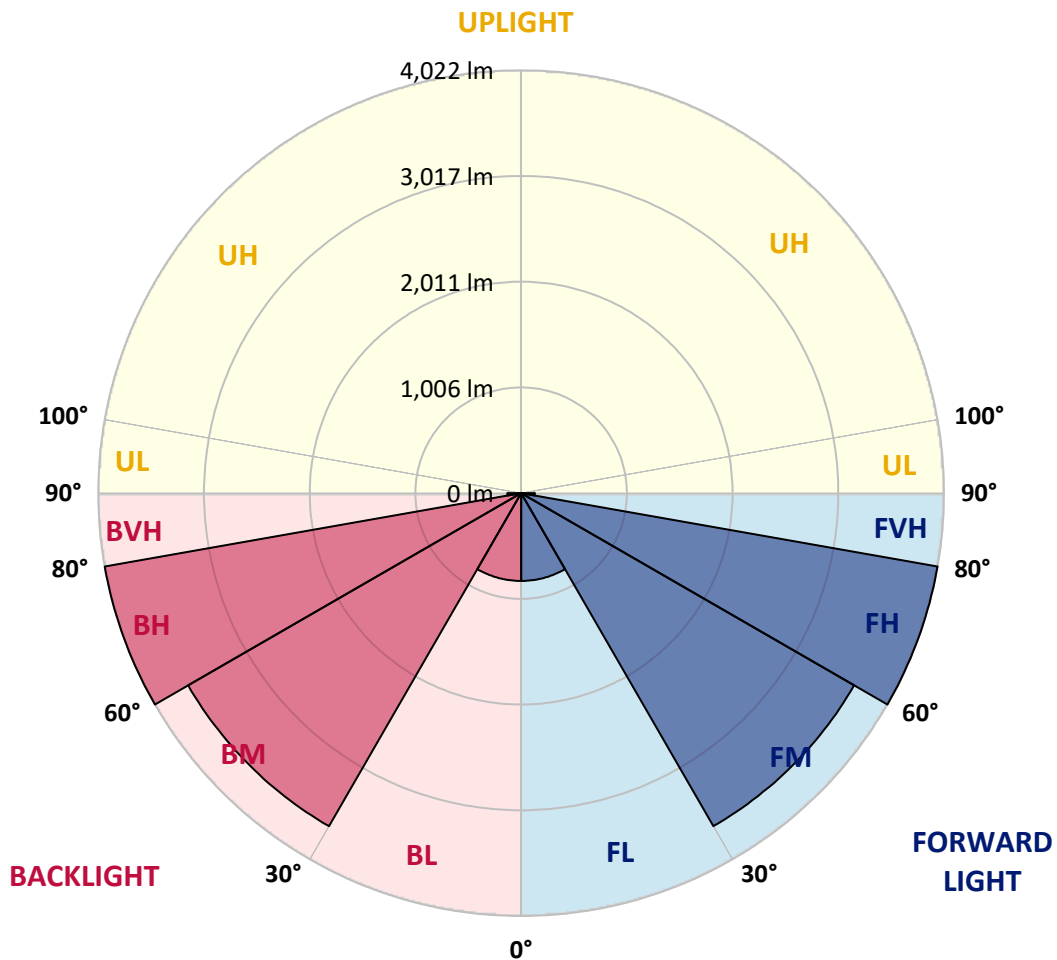


REPORT NUMBER: P868681  
 CATALOG NUMBER: EMM2-HTN-SA3A-740-U-T5R

**LUMINAIRE CLASSIFICATION SYSTEM LUMEN TABLE AND BUG RATING:**

Zone	Lumens	% Fixture	Zone Rating/Lumen Limit		
			B	U	G
FL (0°-30°)	834.8	4.8			
FM (30°-60°)	3657.5	21.2			
FH (60°-80°)	4022.1	23.3			G2/5000
FVH (80°-90°)	131.0	0.8			G2/225
BL (0°-30°)	834.8	4.8	B2/1000		
BM (30°-60°)	3657.5	21.2	B3/5000		
BH (60°-80°)	4022.1	23.3	B4/5000		G2/5000
BVH (80°-90°)	131.0	0.8			G2/225
UL (90°-100°)	0.0	0.0		U0/0	
UH (100°-180°)	0.0	0.0		U0/0	

**BUG Rating: B4-U0-G2**  
 Type V Short





REPORT NUMBER: P868681

CATALOG NUMBER: EMM2-HTN-SA3A-740-U-T5R

**CANDELA DISTRIBUTION (FULL):**

	0°	5°	15°	25°	35°	45°	55°	65°	75°	85°	90°
0°	1628.7	1628.7	1628.7	1628.7	1628.7	1628.7	1628.7	1628.7	1628.7	1628.7	1628.7
2.5°	1638.8	1635.5	1632.1	1632.1	1628.7	1632.1	1628.7	1632.1	1628.7	1628.7	1628.7
5°	1648.9	1645.6	1645.6	1645.6	1642.2	1642.2	1642.2	1642.2	1638.8	1635.5	1638.8
7.5°	1659.0	1659.0	1655.7	1662.4	1659.0	1662.4	1662.4	1665.8	1659.0	1655.7	1659.0
10°	1686.0	1686.0	1686.0	1692.7	1692.7	1702.8	1702.8	1706.1	1702.8	1696.1	1696.1
12.5°	1743.2	1739.8	1739.8	1739.8	1746.5	1753.3	1760.0	1760.0	1756.6	1746.5	1746.5
15°	1807.1	1813.8	1807.1	1803.7	1807.1	1813.8	1820.6	1820.6	1817.2	1813.8	1813.8
17.5°	1884.5	1887.9	1881.1	1874.4	1874.4	1884.5	1887.9	1887.9	1884.5	1877.8	1877.8
20°	1951.8	1955.2	1955.2	1951.8	1955.2	1961.9	1965.3	1968.6	1958.5	1948.4	1948.4
22.5°	2009.0	2012.4	2019.1	2032.6	2046.0	2052.8	2049.4	2049.4	2032.6	2022.5	2019.1
25°	2079.7	2089.8	2103.2	2120.1	2143.6	2160.4	2153.7	2140.3	2126.8	2106.6	2103.2
27.5°	2217.7	2217.7	2204.2	2210.9	2237.8	2254.7	2247.9	2237.8	2210.9	2197.5	2194.1
30°	2325.3	2325.3	2325.3	2318.6	2335.4	2355.6	2348.9	2332.1	2318.6	2311.9	2311.9
32.5°	2429.7	2422.9	2433.0	2446.5	2453.2	2459.9	2459.9	2446.5	2422.9	2412.8	2412.8
35°	2527.2	2534.0	2544.1	2564.3	2581.1	2571.0	2554.2	2544.1	2520.5	2500.3	2500.3
37.5°	2621.5	2628.2	2638.3	2668.6	2695.5	2692.1	2672.0	2645.0	2614.7	2597.9	2587.8
40°	2688.8	2692.1	2719.1	2766.2	2803.2	2816.7	2799.8	2762.8	2715.7	2682.0	2685.4
42.5°	2769.5	2776.3	2820.0	2887.3	2941.2	2961.4	2937.8	2887.3	2820.0	2776.3	2776.3
45°	2887.3	2890.7	2947.9	3032.0	3102.7	3136.3	3102.7	3032.0	2944.5	2900.8	2897.4
47.5°	3005.1	3015.2	3079.1	3180.1	3284.4	3324.8	3287.8	3196.9	3092.6	3038.8	3032.0
50°	3139.7	3146.4	3223.8	3361.8	3479.6	3533.4	3486.3	3371.9	3257.5	3190.2	3193.6
52.5°	3271.0	3291.1	3395.5	3540.2	3681.5	3742.1	3674.8	3550.3	3429.1	3365.2	3361.8
55°	3466.1	3489.7	3580.6	3742.1	3890.1	3957.5	3893.5	3755.5	3624.3	3553.6	3540.2
57.5°	3711.8	3725.3	3806.0	3970.9	4095.4	4159.4	4122.3	3994.5	3870.0	3782.5	3765.6
60°	3991.1	4004.6	4068.5	4236.8	4337.7	4384.8	4371.4	4297.3	4213.2	4172.8	4162.7
62.5°	4388.2	4391.6	4425.2	4522.8	4623.8	4643.9	4610.3	4593.5	4620.4	4576.6	4586.7
65°	4842.5	4842.5	4832.4	4845.9	4923.3	4899.7	4876.1	4950.2	4936.7	4862.7	4849.2
67.5°	4930.0	4950.2	4990.6	5020.8	5091.5	5047.8	5078.1	5091.5	5007.4	4940.1	4930.0
70°	4411.7	4435.3	4660.8	4798.7	5014.1	5054.5	4956.9	4906.4	4812.2	4687.7	4654.0
72.5°	3008.5	3126.3	3775.7	4219.9	4549.7	4600.2	4546.4	4482.4	4294.0	4196.4	4129.1
75°	2402.7	2466.7	3045.5	3483.0	3678.1	3674.8	3459.4	3388.7	3240.7	3227.2	3240.7
77.5°	1467.2	1480.7	2049.4	2392.6	2416.2	2402.7	2315.2	2261.4	2281.6	2180.6	2197.5
80°	447.6	488.0	774.0	1167.7	1255.2	1214.8	1198.0	1218.2	1238.4	1268.7	1315.8
82.5°	90.9	114.4	154.8	336.5	383.6	380.3	376.9	417.3	454.3	471.1	572.1
85°	10.1	10.1	13.5	26.9	57.2	90.9	94.2	84.1	127.9	124.5	87.5
87.5°	3.4	3.4	3.4	3.4	3.4	6.7	6.7	6.7	6.7	6.7	6.7
90°	0.0	0.0	0.0	0.0	0.0	0.0	0.0	0.0	0.0	0.0	0.0

LM-79-2019: Approved Method: Electrical and Photometric Measurements of Solid-  
State Lighting Products

Report Prepared for

Cooper Lighting Solutions

Streetworks

Report Number: SP1-2407-157-5

Test Date: 08/07/2024

Luminaire Tested: MEM2-HTN-SA-40-740-U-5WQ-2

Data in this report applies to families of products including MEM2-HTN-SA-40-740-U-5WQ-2



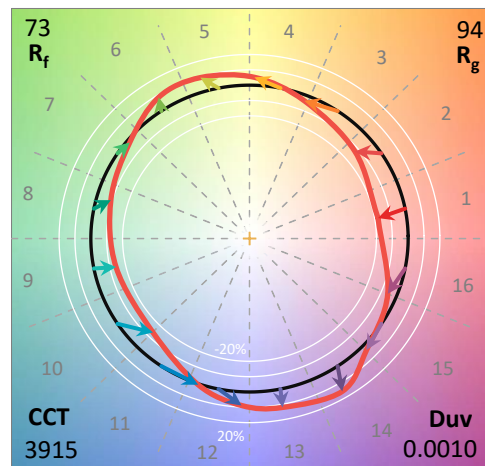
**Test Information**

Test Method: LM-79-2019  
 Report Number: SP1-2407-157-5  
 Test Lab: COOPER LIGHTING SOLUTIONS  
 Photometer: SP1 - 76IN SPHERE  
 Measurement Geometry: 4π  
 Issue Date: 08/20/2024  
 Manufacturer: COOPER LIGHTING SOLUTIONS  
 Product Line: Streetworks  
 Catalog Number: **MEM2-HTN-SA-40-740-U-5WQ-2**  
 Description: Epic Modern Light Square 40W 5WQ Optic and Flare Trim

**Spectral Parameters**

CCT (K): 3915  
 CIE u': 0.2262  
 CIE v': 0.5044  
 Duv: 0.0010  
 CIE x: 0.3850  
 CIE y: 0.3816  
 CIE z: 0.2334  
 Peak Wavelength (nm): 449  
 Dominant Wavelength (nm): 578  
 Purity: 30.05482  
 R<sub>f</sub>: 73.2  
 R<sub>g</sub>: 93.9

CRI (Ra):	71.0		
R1:	67.6	R9:	-38.4
R2:	78.3	R10:	48.9
R3:	87.1	R11:	65.3
R4:	69.7	R12:	40.4
R5:	67.4	R13:	69.3
R6:	69.3	R14:	92.6
R7:	79.7	R15:	59.9
R8:	48.7		



**Test Conditions**

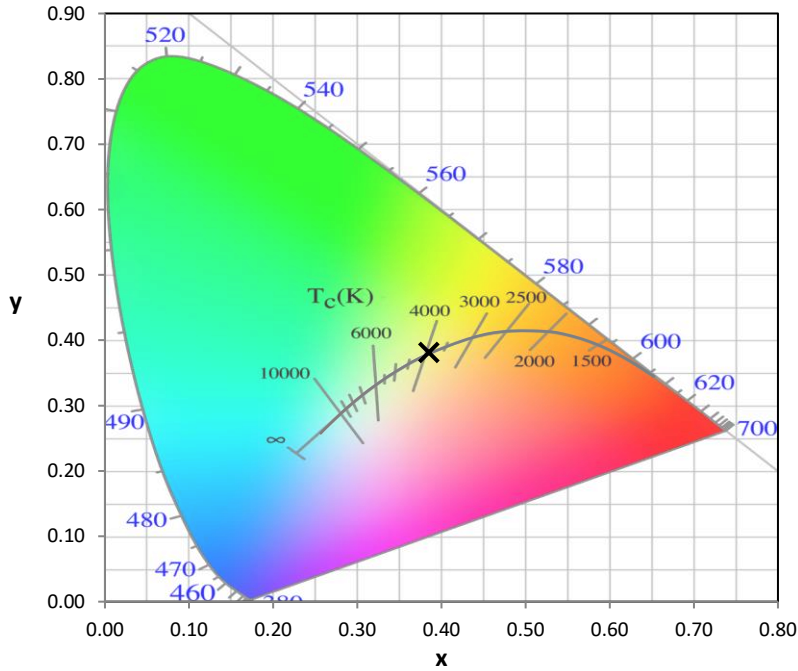
Stabilization Time: 21M  
 Operation Time: 1H 21M  
 Sphere Temperature (°C): 24.2

REPORT NUMBER: SP1-2407-157-5

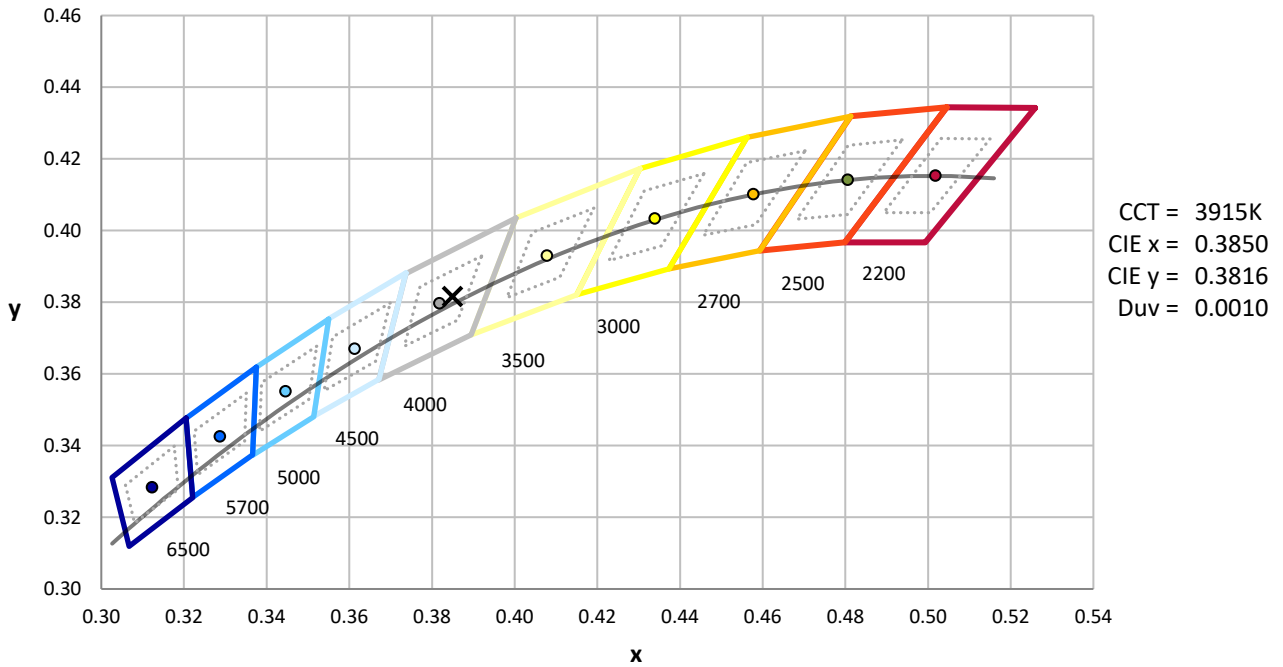
Measurement and Test Equipment			
Instrument	Identification Number	Calibration Date	Calibration Due Date
Photometer	IN0058	6/18/2024	12/18/2024
Power Meter	INXT2011004	2/8/2024	2/8/2025
AC Power Source	IN0063	10/24/2023	10/24/2024
DC Power Source	IN0208	10/24/2023	10/24/2024
Sphere Thermometer	IN0085	10/24/2023	10/24/2024
Room Thermometer	IN0046	10/24/2023	10/24/2024

REPORT NUMBER: SP1-2407-157-5

**CIE 1931 Chromaticity Diagram**



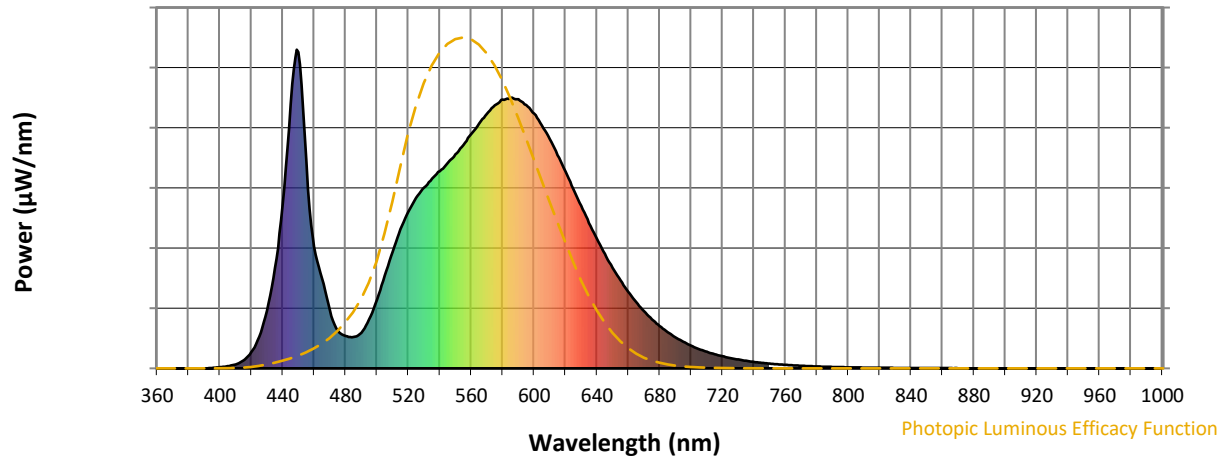
**CIE 1931 Chromaticity Diagram with 2017 ANSI 7-Step and 4-Step Quadrangles**



Point lies inside the ANSI 4000K 4-step quadrangle

REPORT NUMBER: SP1-2407-157-5

**Photopic Flux vs. Wavelength**

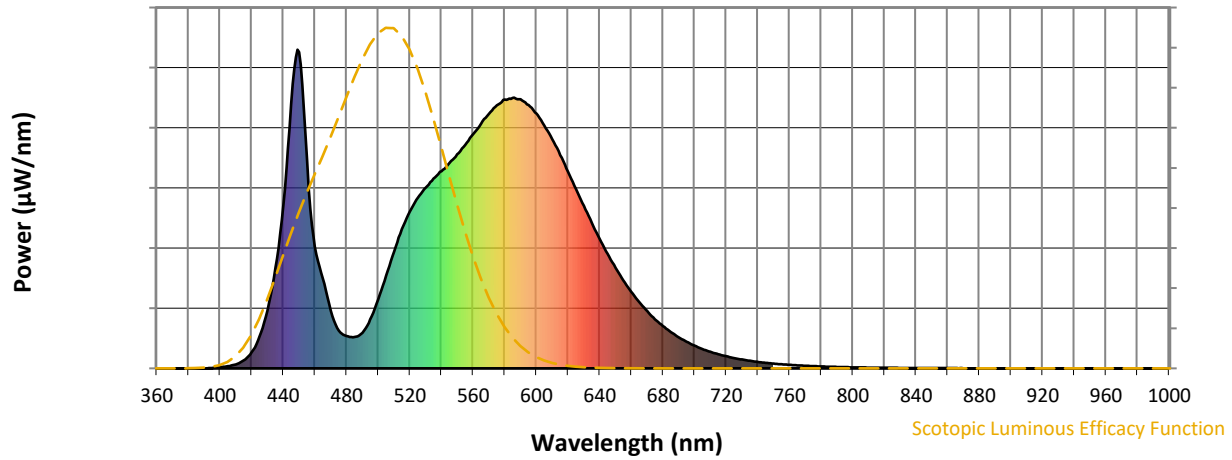


**Photopic Lumens: NR**

λ (nm)	Power W <sup>^</sup> /nm	Lumens (φ/nm)	λ (nm)	Power W <sup>^</sup> /nm	Lumens (φ/nm)	λ (nm)	Power W <sup>^</sup> /nm	Lumens (φ/nm)	λ (nm)	Power W <sup>^</sup> /nm	Lumens (φ/nm)	λ (nm)	Power W <sup>^</sup> /nm	Lumens (φ/nm)
360	0	NR	490	112	NR	620	618	NR	750	15	NR	880	0	NR
365	0	NR	495	153	NR	625	563	NR	755	13	NR	885	0	NR
370	0	NR	500	216	NR	630	510	NR	760	11	NR	890	0	NR
375	0	NR	505	291	NR	635	456	NR	765	9	NR	895	0	NR
380	0	NR	510	366	NR	640	407	NR	770	8	NR	900	0	NR
385	0	NR	515	436	NR	645	359	NR	775	7	NR	905	0	NR
390	0	NR	520	492	NR	650	316	NR	780	6	NR	910	0	NR
395	2	NR	525	536	NR	655	277	NR	785	5	NR	915	0	NR
400	4	NR	530	567	NR	660	240	NR	790	4	NR	920	0	NR
405	7	NR	535	596	NR	665	208	NR	795	4	NR	925	0	NR
410	12	NR	540	619	NR	670	179	NR	800	3	NR	930	0	NR
415	25	NR	545	644	NR	675	154	NR	805	3	NR	935	0	NR
420	51	NR	550	671	NR	680	133	NR	810	3	NR	940	0	NR
425	100	NR	555	701	NR	685	114	NR	815	2	NR	945	0	NR
430	180	NR	560	735	NR	690	98	NR	820	2	NR	950	0	NR
435	315	NR	565	768	NR	695	83	NR	825	2	NR	955	0	NR
440	514	NR	570	798	NR	700	71	NR	830	1	NR	960	0	NR
445	828	NR	575	825	NR	705	61	NR	835	1	NR	965	0	NR
450	992	NR	580	843	NR	710	52	NR	840	1	NR	970	0	NR
455	652	NR	585	848	NR	715	44	NR	845	1	NR	975	0	NR
460	382	NR	590	844	NR	720	38	NR	850	1	NR	980	0	NR
465	282	NR	595	826	NR	725	32	NR	855	1	NR	985	0	NR
470	180	NR	600	800	NR	730	28	NR	860	1	NR	990	0	NR
475	119	NR	605	762	NR	735	24	NR	865	1	NR	995	0	NR
480	101	NR	610	719	NR	740	20	NR	870	1	NR	1000	0	NR
485	98	NR	615	669	NR	745	17	NR	875	0	NR			

REPORT NUMBER: SP1-2407-157-5

**Scotopic Flux vs. Wavelength**



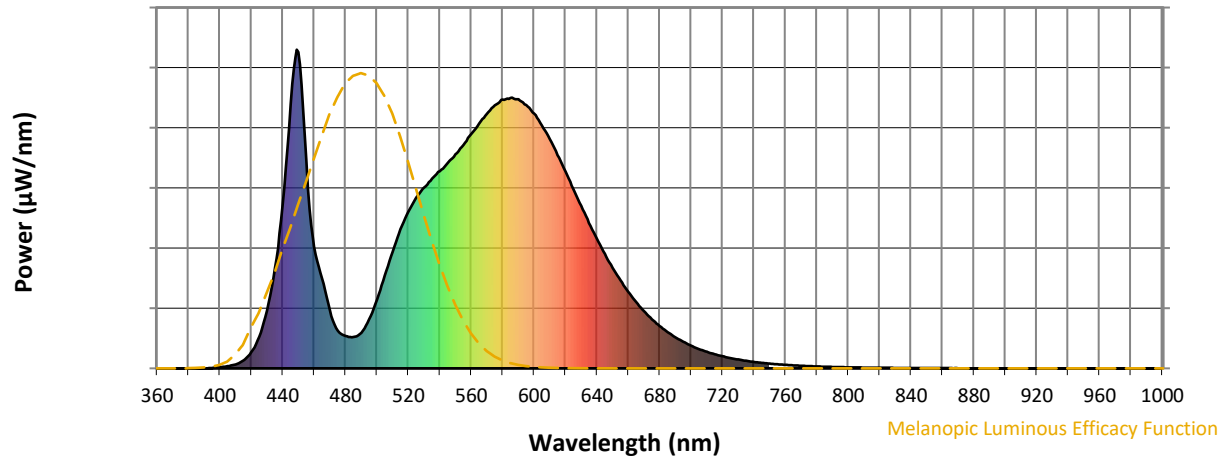
**Scotopic Lumens: NR**

**S/P: 1.49**

$\lambda$ (nm)	Power $\text{W}^\wedge/\text{nm}$	Lumens $(\phi/\text{nm})$	$\lambda$ (nm)	Power $\text{W}^\wedge/\text{nm}$	Lumens $(\phi/\text{nm})$	$\lambda$ (nm)	Power $\text{W}^\wedge/\text{nm}$	Lumens $(\phi/\text{nm})$	$\lambda$ (nm)	Power $\text{W}^\wedge/\text{nm}$	Lumens $(\phi/\text{nm})$	$\lambda$ (nm)	Power $\text{W}^\wedge/\text{nm}$	Lumens $(\phi/\text{nm})$
360	0	NR	490	112	NR	620	618	NR	750	15	NR	880	0	NR
365	0	NR	495	153	NR	625	563	NR	755	13	NR	885	0	NR
370	0	NR	500	216	NR	630	510	NR	760	11	NR	890	0	NR
375	0	NR	505	291	NR	635	456	NR	765	9	NR	895	0	NR
380	0	NR	510	366	NR	640	407	NR	770	8	NR	900	0	NR
385	0	NR	515	436	NR	645	359	NR	775	7	NR	905	0	NR
390	0	NR	520	492	NR	650	316	NR	780	6	NR	910	0	NR
395	2	NR	525	536	NR	655	277	NR	785	5	NR	915	0	NR
400	4	NR	530	567	NR	660	240	NR	790	4	NR	920	0	NR
405	7	NR	535	596	NR	665	208	NR	795	4	NR	925	0	NR
410	12	NR	540	619	NR	670	179	NR	800	3	NR	930	0	NR
415	25	NR	545	644	NR	675	154	NR	805	3	NR	935	0	NR
420	51	NR	550	671	NR	680	133	NR	810	3	NR	940	0	NR
425	100	NR	555	701	NR	685	114	NR	815	2	NR	945	0	NR
430	180	NR	560	735	NR	690	98	NR	820	2	NR	950	0	NR
435	315	NR	565	768	NR	695	83	NR	825	2	NR	955	0	NR
440	514	NR	570	798	NR	700	71	NR	830	1	NR	960	0	NR
445	828	NR	575	825	NR	705	61	NR	835	1	NR	965	0	NR
450	992	NR	580	843	NR	710	52	NR	840	1	NR	970	0	NR
455	652	NR	585	848	NR	715	44	NR	845	1	NR	975	0	NR
460	382	NR	590	844	NR	720	38	NR	850	1	NR	980	0	NR
465	282	NR	595	826	NR	725	32	NR	855	1	NR	985	0	NR
470	180	NR	600	800	NR	730	28	NR	860	1	NR	990	0	NR
475	119	NR	605	762	NR	735	24	NR	865	1	NR	995	0	NR
480	101	NR	610	719	NR	740	20	NR	870	1	NR	1000	0	NR
485	98	NR	615	669	NR	745	17	NR	875	0	NR			

REPORT NUMBER: SP1-2407-157-5

**Melanopic Flux vs. Wavelength**



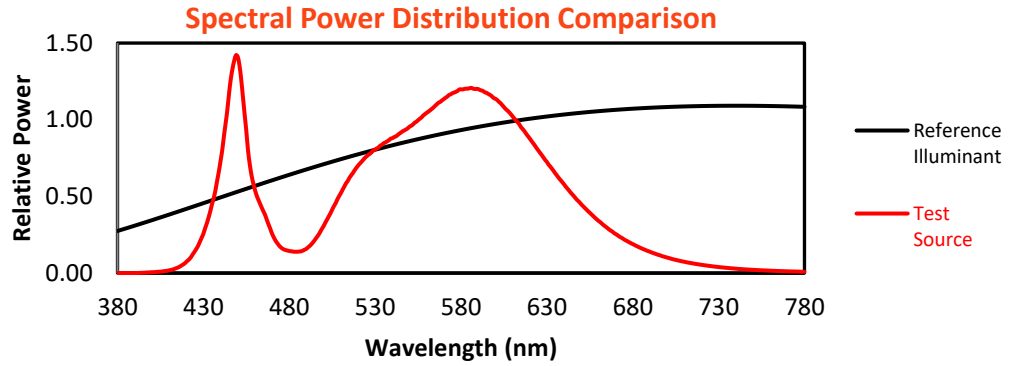
**Melanopic Lumens: NR**

**M/P: 2.88**

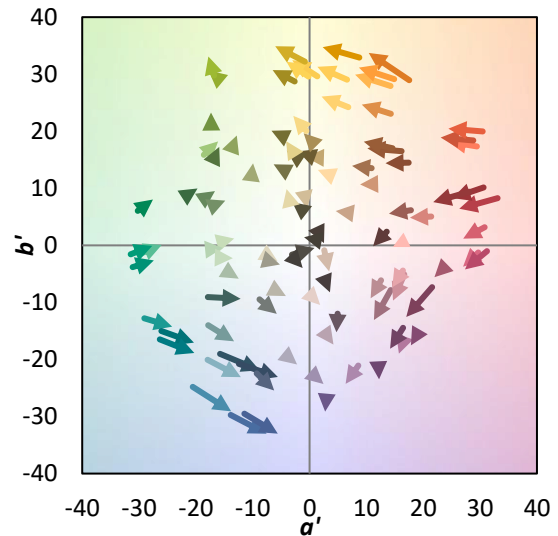
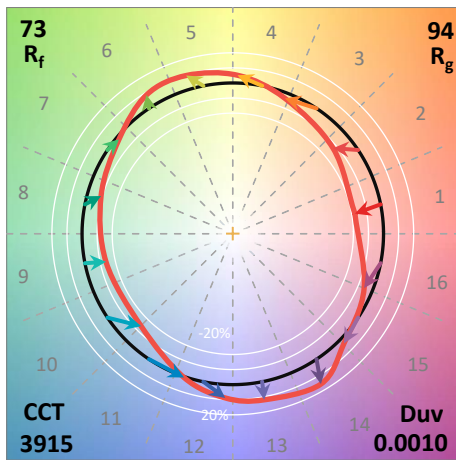
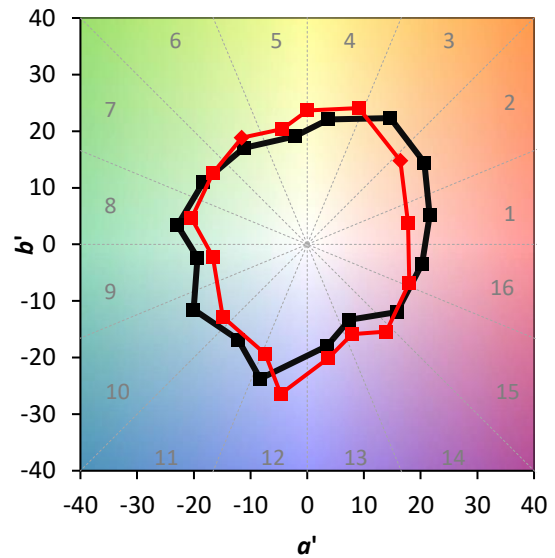
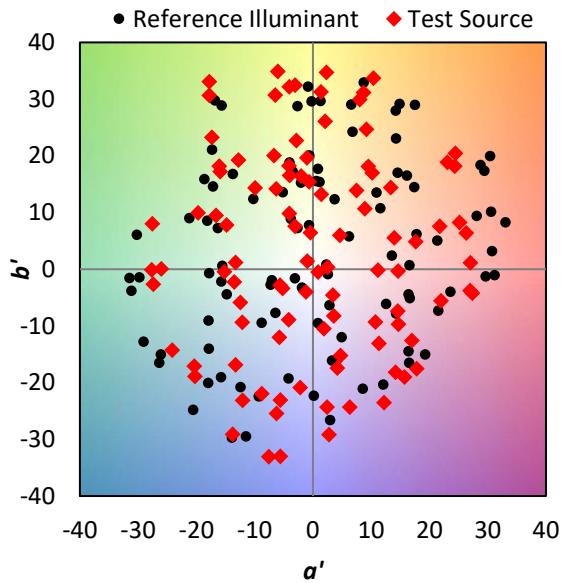
λ (nm)	Power W <sup>^</sup> /nm	Lumens (φ/nm)	λ (nm)	Power W <sup>^</sup> /nm	Lumens (φ/nm)	λ (nm)	Power W <sup>^</sup> /nm	Lumens (φ/nm)	λ (nm)	Power W <sup>^</sup> /nm	Lumens (φ/nm)	λ (nm)	Power W <sup>^</sup> /nm	Lumens (φ/nm)
360	0	NR	490	112	NR	620	618	NR	750	15	NR	880	0	NR
365	0	NR	495	153	NR	625	563	NR	755	13	NR	885	0	NR
370	0	NR	500	216	NR	630	510	NR	760	11	NR	890	0	NR
375	0	NR	505	291	NR	635	456	NR	765	9	NR	895	0	NR
380	0	NR	510	366	NR	640	407	NR	770	8	NR	900	0	NR
385	0	NR	515	436	NR	645	359	NR	775	7	NR	905	0	NR
390	0	NR	520	492	NR	650	316	NR	780	6	NR	910	0	NR
395	2	NR	525	536	NR	655	277	NR	785	5	NR	915	0	NR
400	4	NR	530	567	NR	660	240	NR	790	4	NR	920	0	NR
405	7	NR	535	596	NR	665	208	NR	795	4	NR	925	0	NR
410	12	NR	540	619	NR	670	179	NR	800	3	NR	930	0	NR
415	25	NR	545	644	NR	675	154	NR	805	3	NR	935	0	NR
420	51	NR	550	671	NR	680	133	NR	810	3	NR	940	0	NR
425	100	NR	555	701	NR	685	114	NR	815	2	NR	945	0	NR
430	180	NR	560	735	NR	690	98	NR	820	2	NR	950	0	NR
435	315	NR	565	768	NR	695	83	NR	825	2	NR	955	0	NR
440	514	NR	570	798	NR	700	71	NR	830	1	NR	960	0	NR
445	828	NR	575	825	NR	705	61	NR	835	1	NR	965	0	NR
450	992	NR	580	843	NR	710	52	NR	840	1	NR	970	0	NR
455	652	NR	585	848	NR	715	44	NR	845	1	NR	975	0	NR
460	382	NR	590	844	NR	720	38	NR	850	1	NR	980	0	NR
465	282	NR	595	826	NR	725	32	NR	855	1	NR	985	0	NR
470	180	NR	600	800	NR	730	28	NR	860	1	NR	990	0	NR
475	119	NR	605	762	NR	735	24	NR	865	1	NR	995	0	NR
480	101	NR	610	719	NR	740	20	NR	870	1	NR	1000	0	NR
485	98	NR	615	669	NR	745	17	NR	875	0	NR			

**Summary**

$R_f = 73.2$   
 $R_g = 93.9$   
 CIE  $R_a = 71.0$   
 $R_g = -38.4$

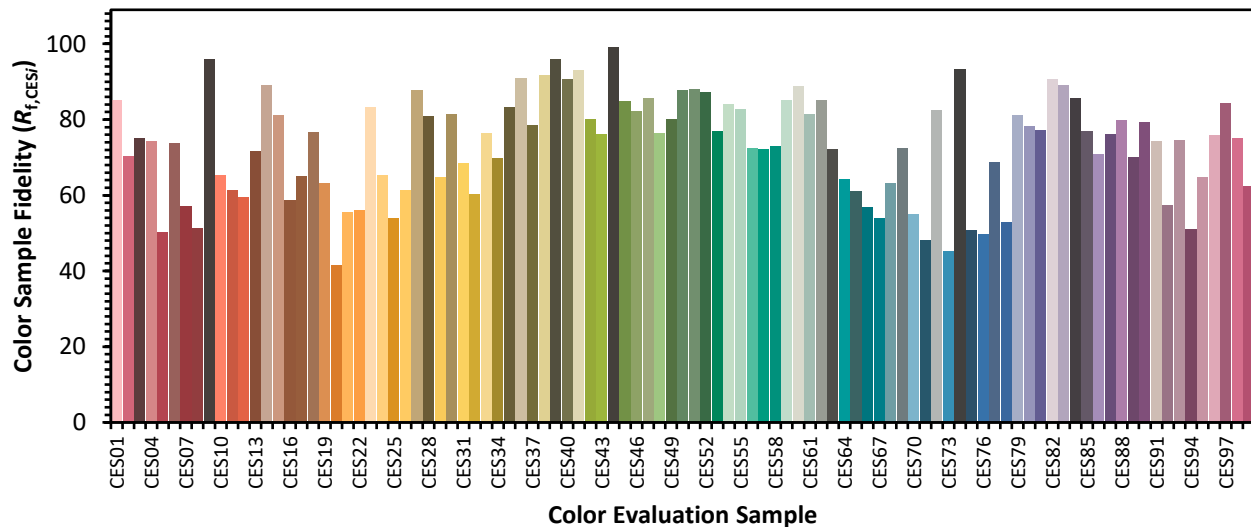


**Color Vector Graphics**



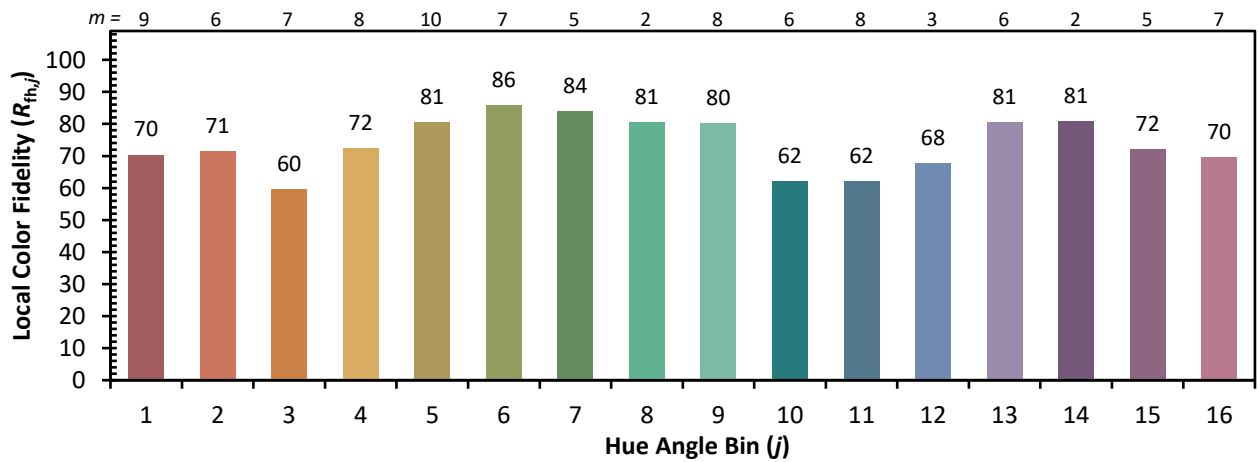
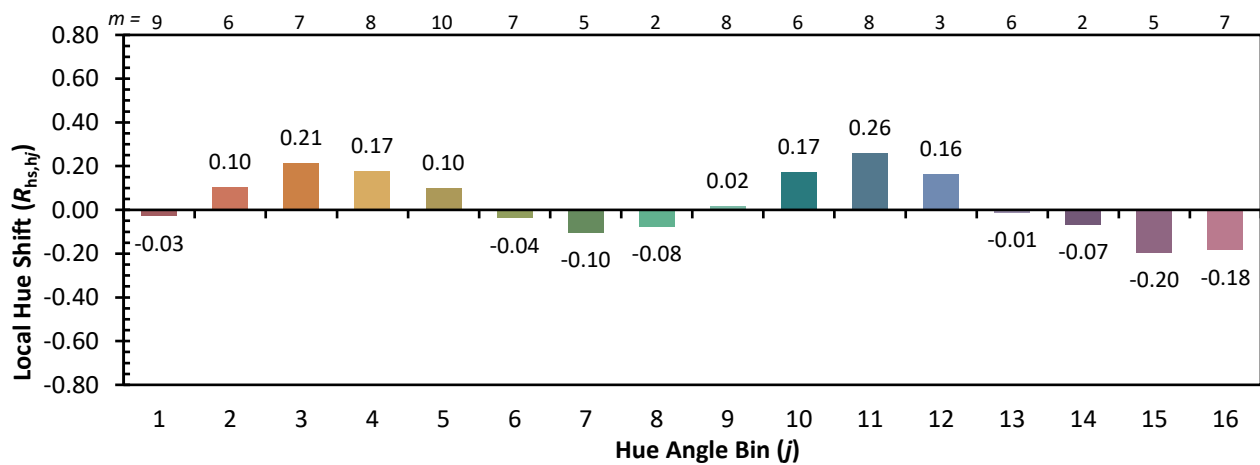
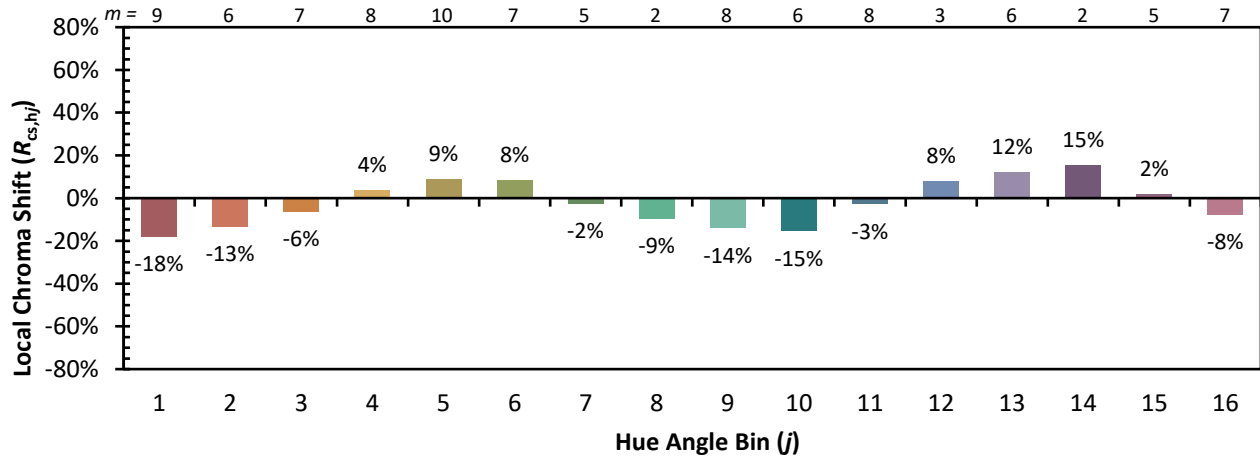
Individual Sample Fidelity Index ( $R_{f,i}$ )

CES01 = 85	CES26 = 61	CES51 = 88	CES76 = 50
CES02 = 61	CES27 = 88	CES52 = 87	CES77 = 69
CES03 = 30	CES28 = 81	CES53 = 77	CES78 = 53
CES04 = 70	CES29 = 65	CES54 = 84	CES79 = 81
CES05 = 47	CES30 = 81	CES55 = 83	CES80 = 78
CES06 = 50	CES31 = 69	CES56 = 73	CES81 = 77
CES07 = 40	CES32 = 60	CES57 = 72	CES82 = 91
CES08 = 39	CES33 = 76	CES58 = 73	CES83 = 89
CES09 = 29	CES34 = 70	CES59 = 85	CES84 = 86
CES10 = 74	CES35 = 83	CES60 = 89	CES85 = 77
CES11 = 57	CES36 = 91	CES61 = 81	CES86 = 71
CES12 = 63	CES37 = 79	CES62 = 85	CES87 = 76
CES13 = 42	CES38 = 92	CES63 = 72	CES88 = 80
CES14 = 74	CES39 = 96	CES64 = 64	CES89 = 70
CES15 = 71	CES40 = 91	CES65 = 61	CES90 = 79
CES16 = 46	CES41 = 93	CES66 = 57	CES91 = 74
CES17 = 49	CES42 = 80	CES67 = 54	CES92 = 57
CES18 = 56	CES43 = 76	CES68 = 63	CES93 = 74
CES19 = 72	CES44 = 99	CES69 = 73	CES94 = 51
CES20 = 65	CES45 = 85	CES70 = 55	CES95 = 65
CES21 = 86	CES46 = 82	CES71 = 48	CES96 = 76
CES22 = 78	CES47 = 86	CES72 = 83	CES97 = 84
CES23 = 92	CES48 = 77	CES73 = 45	CES98 = 75
CES24 = 91	CES49 = 80	CES74 = 93	CES99 = 62
CES25 = 72	CES50 = 88	CES75 = 51	

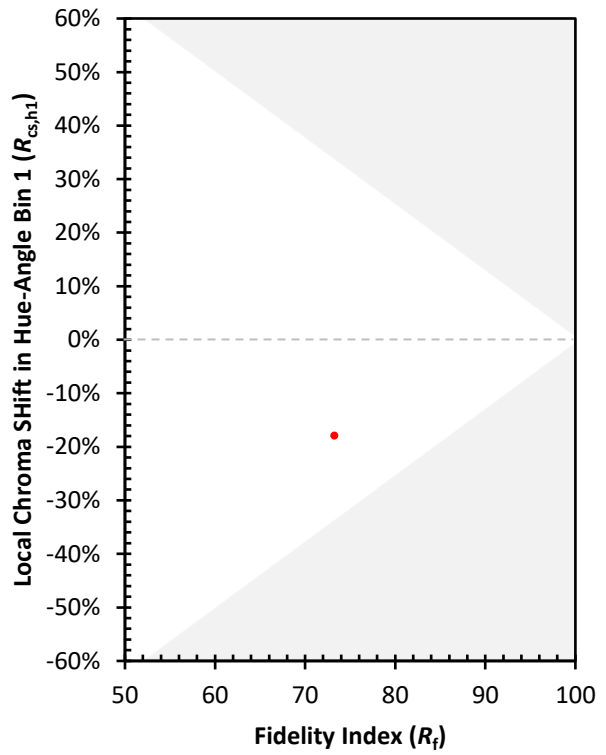
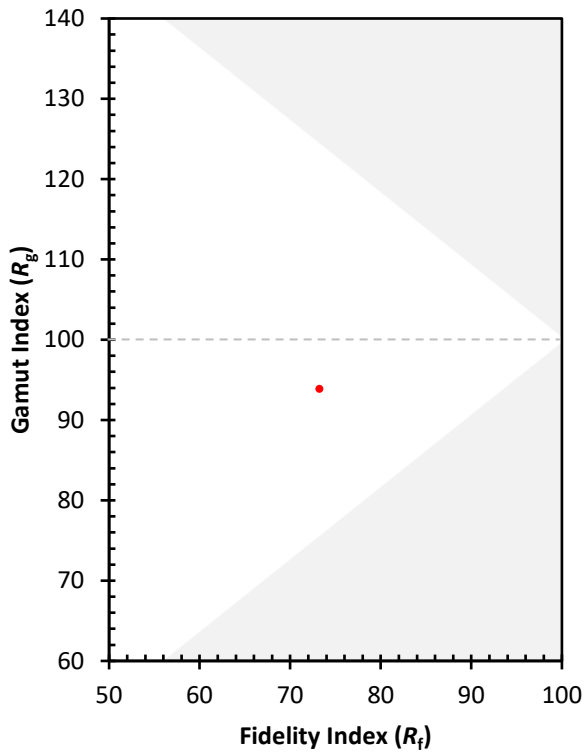




Color Rendition by Hue-Angle Bin



Measure Comparisons



(END OF REPORT)